

HINDU KANYA COLLEGE

KAPURTHALA



आकृति: सत्या मनसो मे अस्तु

Report On Students Feedback (2021-22)



Result of Analysis of Students' Feedback (2021-22)

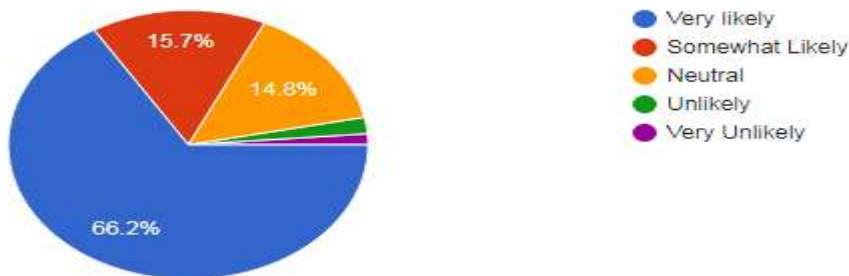
TOTAL STUDENTS: 311

Students' feedback was circulated in an online mode to the students enrolled during the session 2021-22. The feedback mechanism was in the form of a questionnaire containing a set of 19 questions to assess the conduct of the faculty in discharging the academic responsibilities. Each of these questions had five responses to choose from. The assessment was made to determine the amount of syllabus covered, the class preparedness, approach and communication ability of the teacher, internal evaluation process, discussion on course and program outcomes with the students, and also about inculcating soft skills, life skills, employability skills to the students.

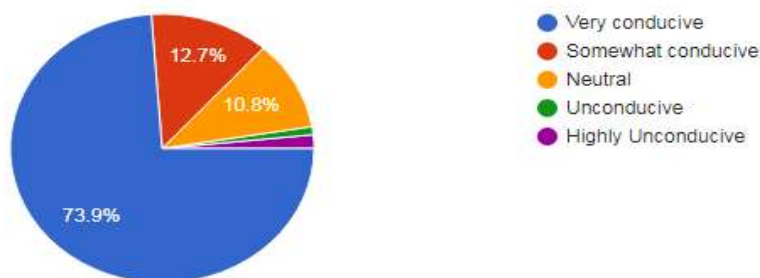
Data Analysis and Interpretation

Following is the graphical analysis of each question showing number of students' responses on five-point Likert scale:

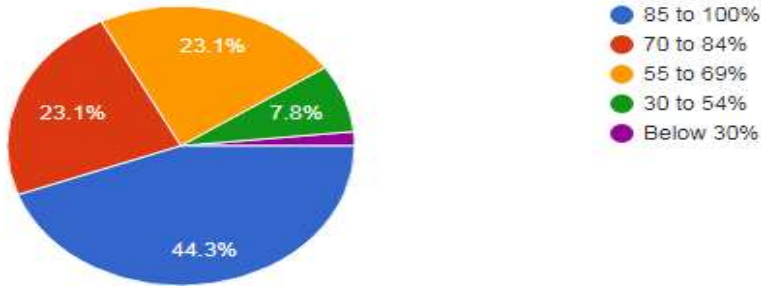
1. How likely are you to recommend this college to your friends and family?



2. How conducive was the learning environment?



3. How much of the syllabus was covered in the class?



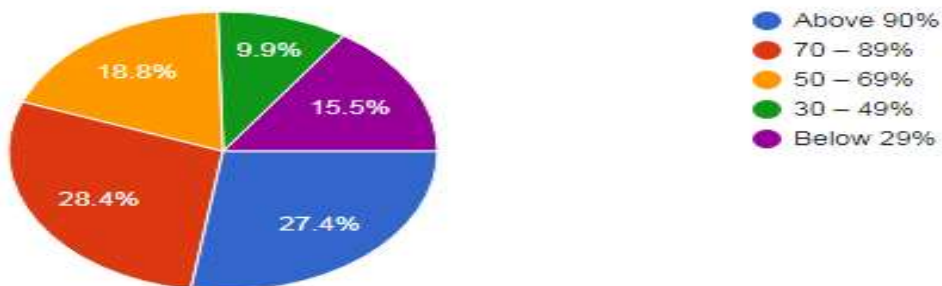
4. How enthusiastic was the teacher about the subject?



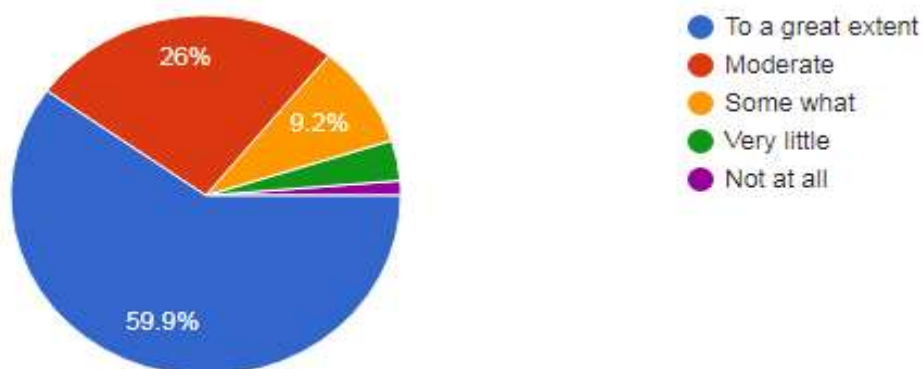
5. The teacher make use of teaching and learning materials appropriately?



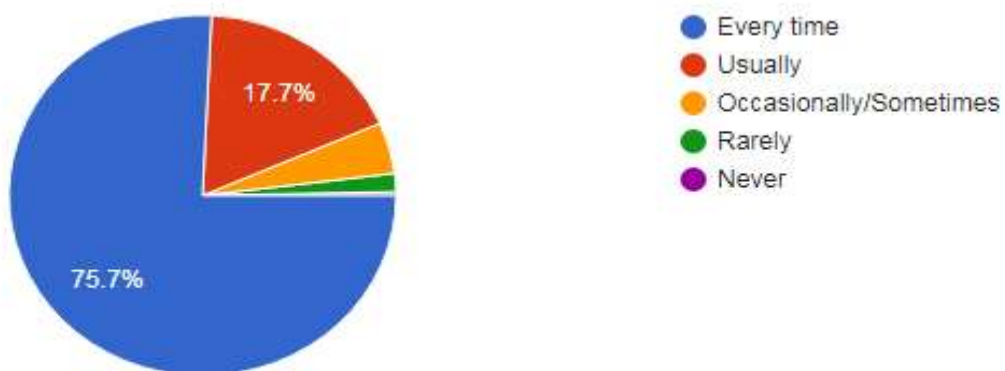
6. What percentage of teachers use ICT tools such as LCD projector, Multimedia, etc. while teaching.



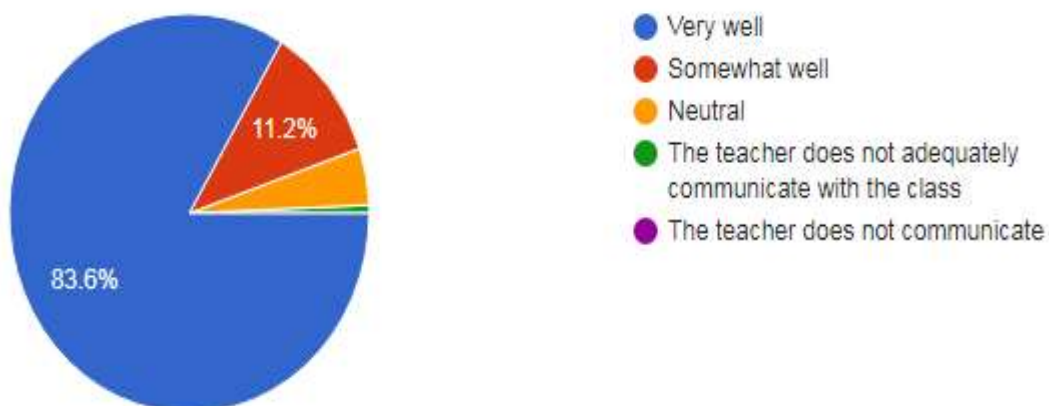
7. The teachers use student centric methods, such as practical training, participative learning and problem-solving methodologies for enhancing learning experiences.



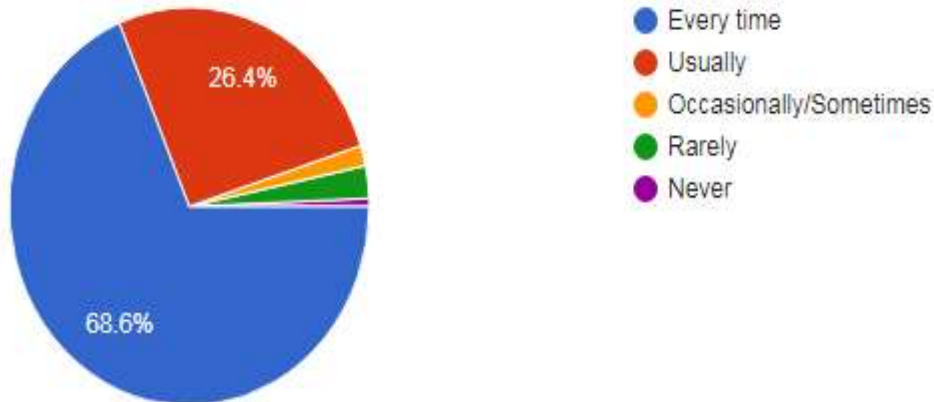
8. The teachers illustrate the concepts through examples and applications



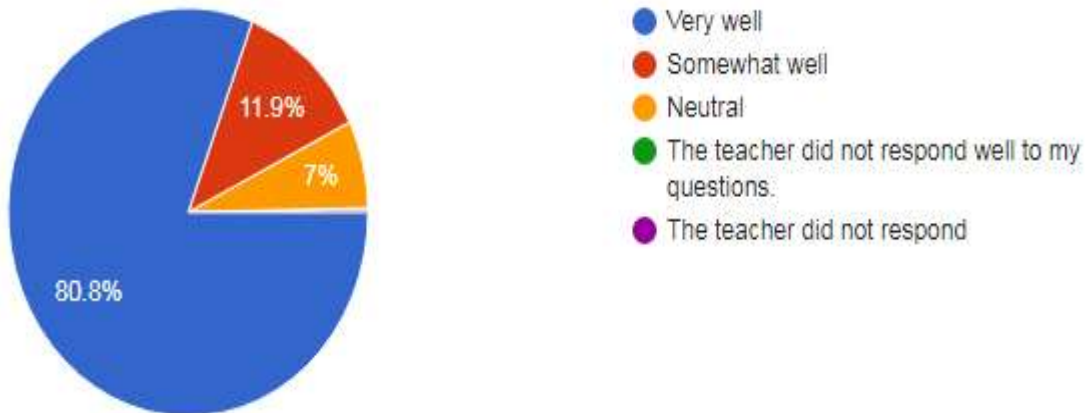
9. How well does the teacher communicate his or her subjects to the students?



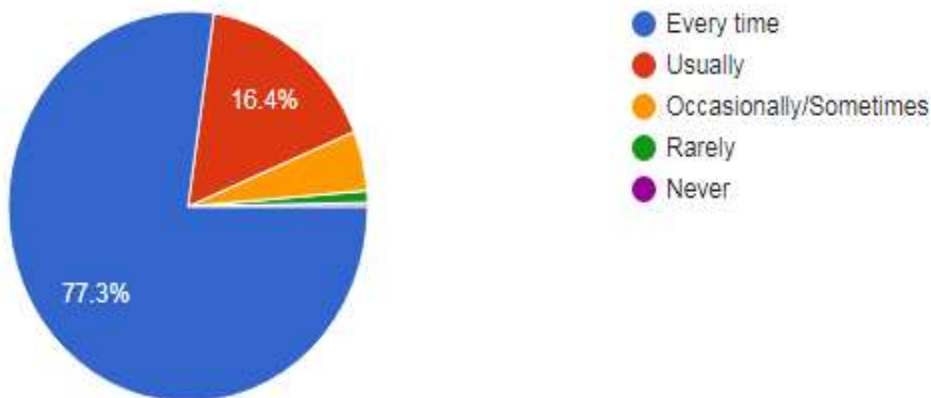
10. How often did you understand the lectures?



11. How well did the teacher respond to students' queries?



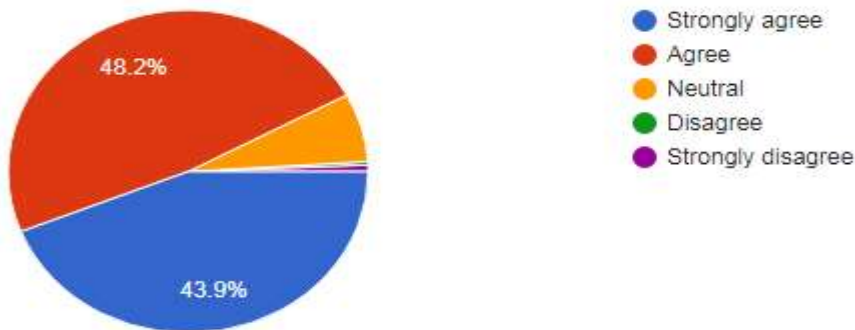
12. The teacher encourages feedback from the students.



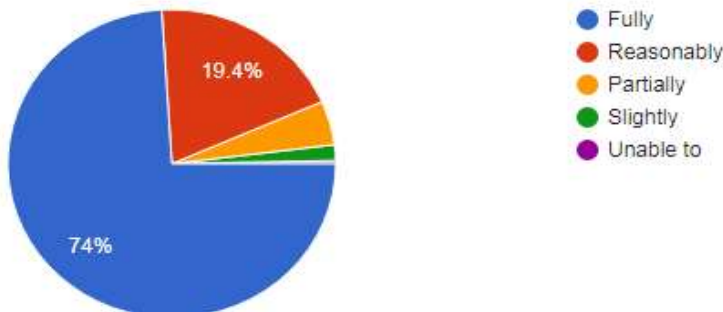
13. The teacher shows genuine concern for the students.



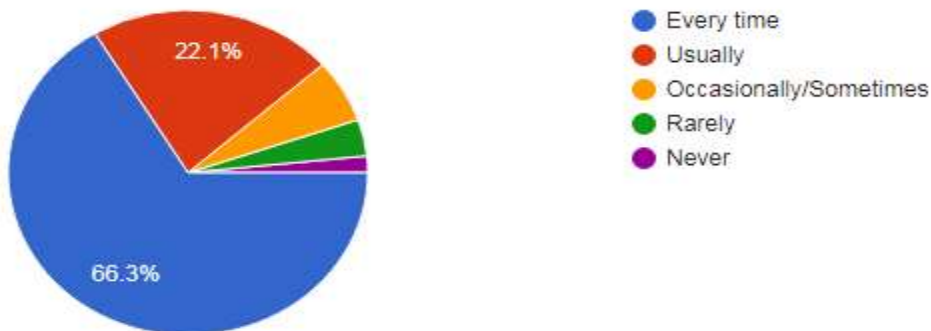
14. The overall quality of teaching-learning process in your institute is very good.



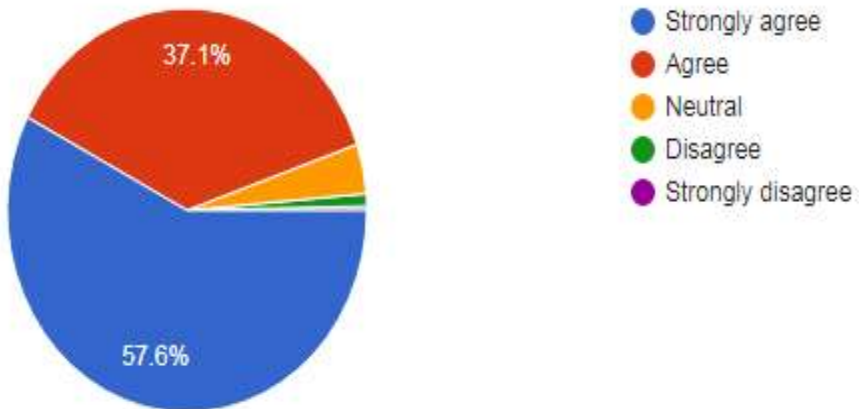
15. The teachers identify your strengths and encourage you with providing right level of challenges.



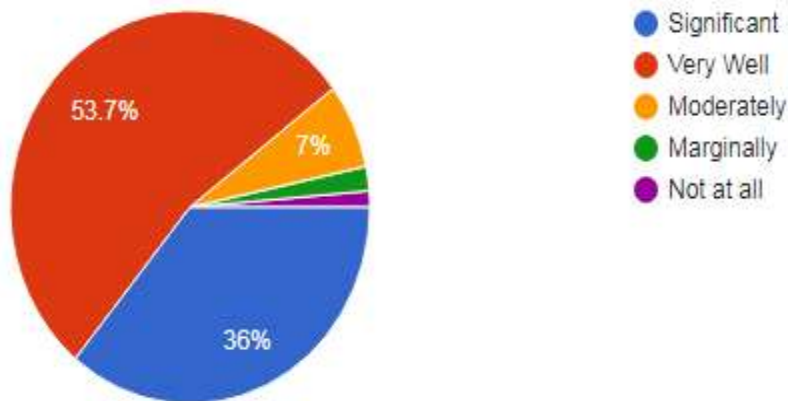
16. Teachers are able to identify your weaknesses and help you to overcome them.



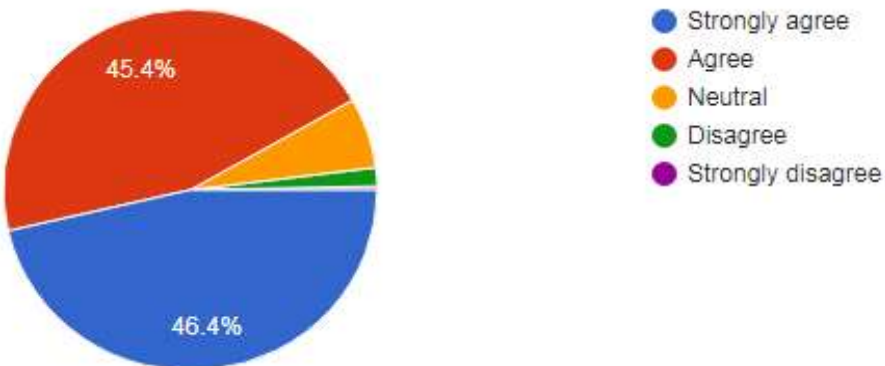
17. Teachers encourage you to participate in extracurricular activities.



18. The teaching and mentoring process in your institution facilitates you in analytical, social and emotional growth.



19. The institution provides multiple opportunities to learn and grow.



For the session 2021-22, the summary of the analysis based on students' inclination towards positive responses covering all the parameters together is presented as under:

Sr. No.	VARIOUS PARAMETERS	STUDENTS' POSITIVE RESPONSE (in %)
1	Likeliness of the students to recommend this college to their friends and family	97%
2	Conduciveness of learning environment	97.4%
3	Students who accepted that more than 70% syllabus was covered in the class	67.4%
4	Teachers' enthusiasm about the subject	99%
5	Teachers' usage of teaching and learning materials appropriately	94%
6	Teachers who use ICT tools such as LCD projector, Multimedia, etc. more than 70% while teaching	56%
7	Teachers' usage of student centric methods such as practical training, participative learning and problem solving methodologies for enhancing learning experiences	95%
8	Teachers who illustrate the concepts through examples and applications	98%
9	Teachers who communicate the subject very well to the students	100%
10	Students who understand the lectures usually/every time	97%
11	Teachers who respond to students' queries very well	100%
12	Teachers who encourage feedback from the students usually/every time	99%
13	Teachers who show genuine concern for the students usually/every time	96%
14	Students favoring that the overall quality of teaching-learning process in our institute is very good	100%
15	Teachers who identify students' strengths and encourage them by providing right level of challenges	98.4%
16	Teachers who identify students' weaknesses and help to overcome them usually/every time	96%
17	Teachers who encourage students' participation in extracurricular activities.	99%
18	Teaching and mentoring process in the institution facilitating students in analytical, social and emotional growth	97%
19	Multiple opportunities provided by the institution to learn and grow.	99%

The feedback analysis clearly indicates that more than 90% of students were satisfied with conduciveness of learning environment, teachers' enthusiasm to teach their subjects, teachers' usage of teaching and

learning materials, their illustrative mode of teaching and their genuine concern towards students. 95% of the students consented that encouragement and practical exposure given to them through participation in extra-curricular activities enhanced their confidence and was helpful for their overall development. 97% of the students showed their likeliness to recommend this college to their friends and family and 97% of the students favored that the teaching and mentoring process in the institution is facilitating them in their analytical, social and emotional growth. 99% of the students agreed that the multiple opportunities have been provided by the institution for their learning and growth.

It is observed that 56% of the students assented that the teachers have been using ICT tools such as LCD projector, Multimedia, etc. more than 70% while teaching. 45% students rated as 85 to 100% syllabus was covered in the class while 23% students rated as 70 to 84% syllabus was covered in the class. Around 100% of the students were satisfied that the teachers have communicated the subjects efficiently and responded to their queries timely. 96% of the students accepted that the teachers have identified their strengths and encouraged them by giving the right level of challenges. 100% Students have favored that the overall quality of teaching-learning process in our institute has been very good.

MAJOR OBSERVATIONS AND RECOMMENDATIONS

The college collects feedback from students for continuous improvement in development and enrichment through a structured rating-based feedback form. Thus, to surmount the unprecedented and unavoidable inadequacies in the parameters assessed by the students where they marked certain areas of improvement, there have been some noticeable observations and possible recommendations which are mentioned as under:

- It was found that, 56% of the students assented that the teachers have been using ICT tools such as LCD projector, Multimedia, etc. more than 70% while teaching. So, improvements have been required in enhancing knowledge on usage of ICT of the teacher. Hence, it is recommended, to provide necessary ICT tools to the teachers as and when required to improve the ICT enabled learning in the college.
- Feedback was collected after two months from the commencement of their classes, 68% students expressed that 70% syllabus was completed during these two months. So, it is recommended to direct the faculty to complete theoretical as well as practical course content within the stipulated time.