

# HINDU KANYA COLLEGE

## KAPURTHALA



आकूति: सत्या मनसो मे अस्तु

## Report On Students Feedback

(2018-19)



# STUDENT'S SATISFACTION SURVEY(2018-19)

**Total Students: 210**

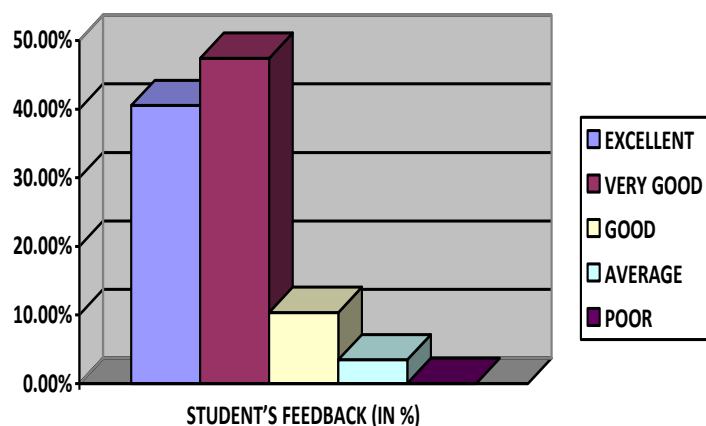
Feedback is a way to understand the college's strength and identify the areas where more focus is needed based on the inputs from the stakeholders. Our college is catering to the educational needs of the marginalized section of the society. It believes in imparting quality education to empower the students and help them mobilize their position in the society. In this scenario feedback plays an important role in knowing what the students expect from an institution providing higher education. Feedback is not just about faults in the institution and the system of education delivery, it works as a mirror to the college showing its strengths and weaknesses, which are of the utmost importance for a HEI to stay relevant and deliver according to its vision and mission.

## **Methodology:**

To collect student's feedback about innovative teaching methods, faculty's concern and attitude towards students, library, lab facilities and canteen facilities and administrative staff, a questionnaire containing 9 questions was circulated amongst 210 students. Feedback performs were analyzed for taking corrective measures to enhance the level of teaching and learning process. The complete analysis is given below:

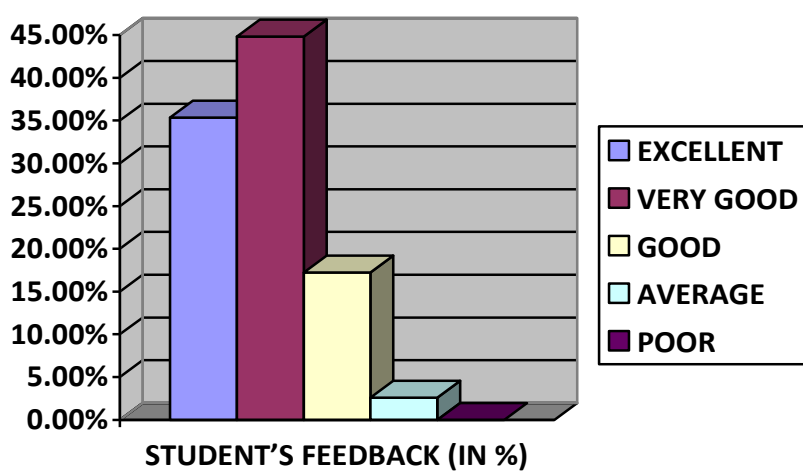
## **Q1. How do you rate the courses that you are enrolled in?**

Students perception regarding courses	STUDENT'S FEEDBACK (IN %)
EXCELLENT	40.51%
VERY GOOD	47.41%
GOOD	10.34%
AVERAGE	3.44%
POOR	0



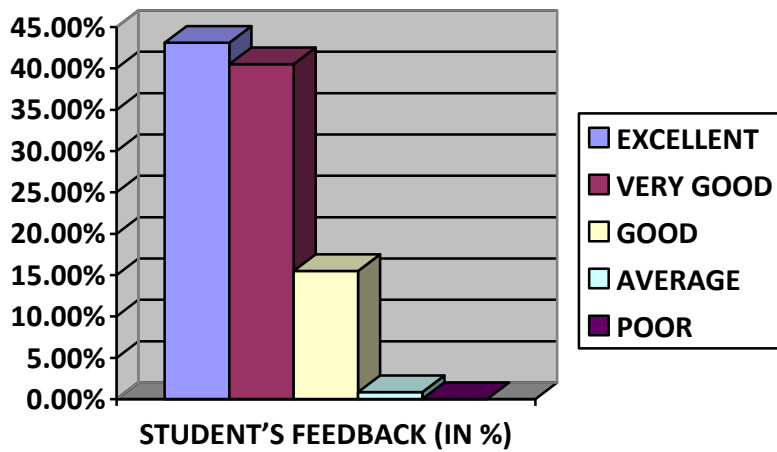
## Q2. Infrastructure and Lab facilities:

Infrastructure and Lab facilities	STUDENT'S FEEDBACK (IN %)
EXCELLENT	35.36%
VERY GOOD	44.82%
GOOD	17.24%
AVERAGE	2.58%
POOR	0



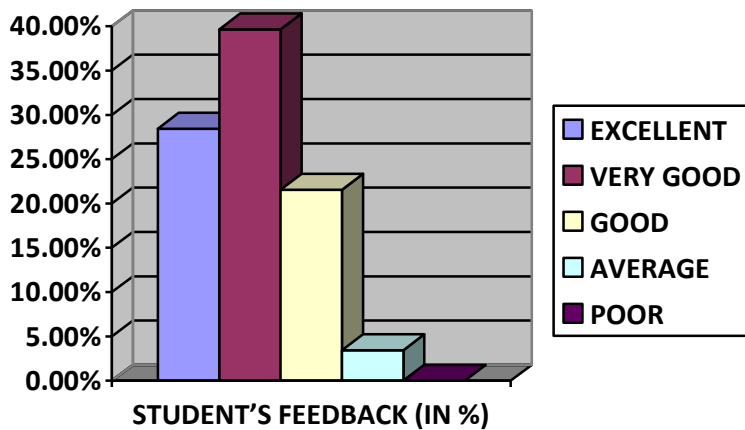
## Q3. Faculty:

Faculty	STUDENT'S FEEDBACK (IN %)
EXCELLENT	43.10%
VERY GOOD	40.51%
GOOD	15.51%
AVERAGE	0.86%
POOR	0



**Q4. Canteen Facilities:**

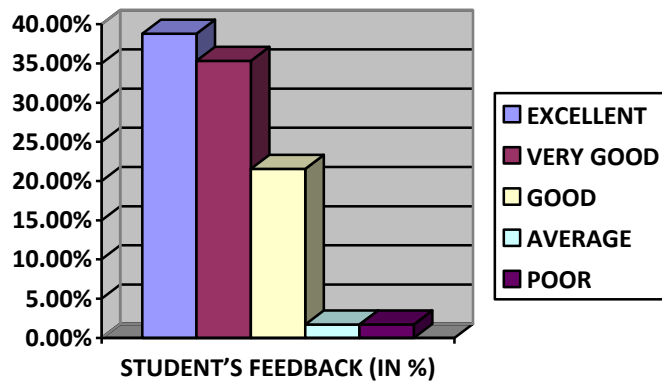
Canteen Facilities	STUDENT'S FEEDBACK (IN %)
EXCELLENT	28.44%
VERY GOOD	39.65%
GOOD	21.55%
AVERAGE	3.44%
POOR	0



**Q5. Availability of reading material (Library)**

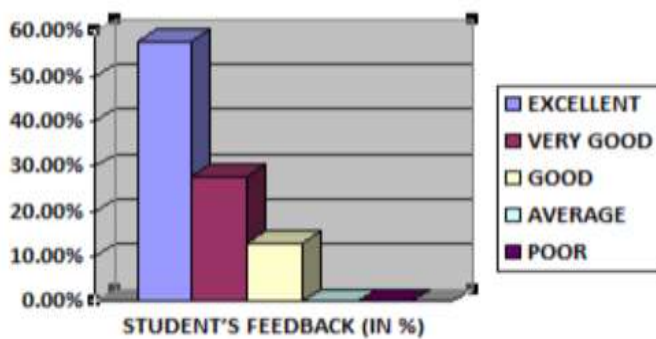
Availability of reading material	STUDENT'S FEEDBACK (IN %)
EXCELLENT	38.79%
VERY GOOD	35.34%
GOOD	21.55%

AVERAGE	1.72%
POOR	1.72%



#### Q6. Office Staff:

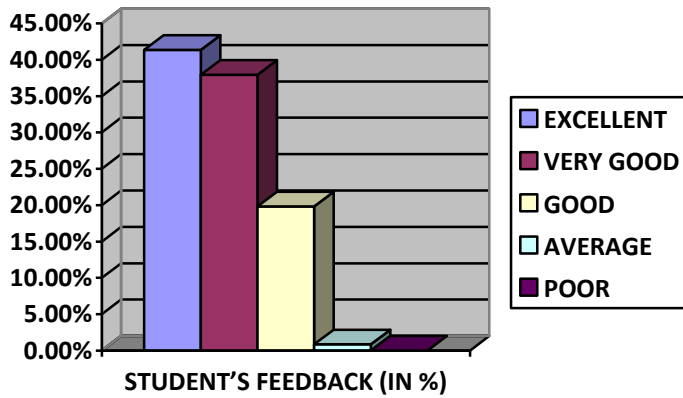
Office Staff	STUDENT'S FEEDBACK (IN %)
EXCELLENT	57.75%
VERY GOOD	27.58%
GOOD	12.93%
AVERAGE	0
POOR	0



#### Q7. Use of Innovative teaching methods (Group discussion, field exercises, role play & others)

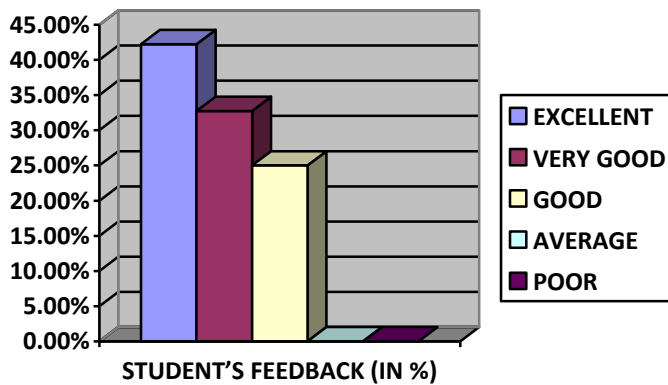
Use of Innovative teaching methods	STUDENT'S FEEDBACK (IN %)
EXCELLENT	41.37%
VERY GOOD	37.93%
GOOD	19.82%

AVERAGE	0.86%
POOR	0



**Q8. Admission Procedure:**

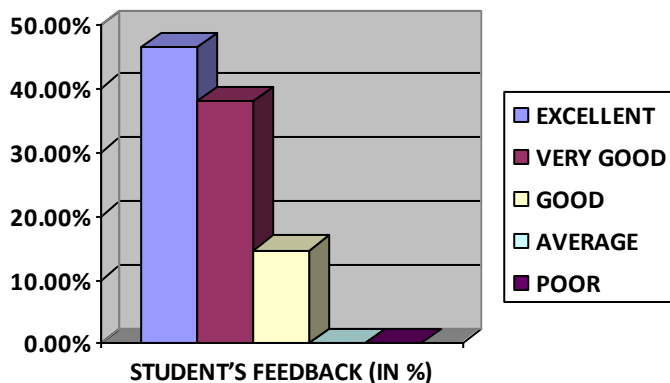
Admission Procedure	STUDENT'S FEEDBACK (IN %)
EXCELLENT	42.24%
VERY GOOD	32.75%
GOOD	25%
AVERAGE	0
POOR	0



**Q9. Overall Rating of the College:**

Overall Rating of the College	STUDENT'S FEEDBACK (IN %)
EXCELLENT	46.55%
VERY GOOD	37.93%

GOOD	14.65%
AVERAGE	0
POOR	0



## STUDENT FEEDBACK ANALYSIS REPORT (2018-19)

For the session 2018-19, the analysis of students' feedback covering all the parameters together is presented as under:

Sr. No	Various Parameters	Students Feedback positive response (in %)
1	Rating of courses	98.26%
2	Infrastructure	97.40%
3	Faculty of college	99.12%
4	Canteen facilities	89.64%
5	Library facilities	95.68%
6	Coordination with Office staff	98.26%
7	Innovative teaching methods	99.12%
8	Admission procedure	99.99%
9	Overall rating	99.13%

## **MAJOR OBSERVATIONS**

On the basis of the student feedback report provided by the students on various parameters like the facilities and amenities provided by the college and teaching and learning experience etc., following observations are made:

The feedback analysis clearly indicates that 100% of students are fully satisfied with the faculty of the college, teaching quality, innovative teaching methods used by the faculty, procedure of getting admitted in the college and overall quality of teaching-learning process in our institute. About 98% of the respondents are satisfied with the attitude & co-operation of administrative staff towards students and college infrastructure. 90% of the students agreed that the facilities provided by the canteen are up to the mark.